

Real Estate Exam Prep Connecticut: A Comprehensive Guide for Broker License Success

Are you planning to take the Connecticut Real Estate Broker Exam? If so, you're in the right place. This comprehensive guide will cover everything you need to know about the exam, from format and content to study materials and tips for success.

Connecticut Real Estate Broker Exam Format and Content

The Connecticut Real Estate Broker Exam is a two-part exam, consisting of a National portion and a State portion. The National portion is a 100-question multiple-choice exam that covers topics such as:



Real Estate Exam Prep-Connecticut Broker: The Authoritative Guide to Preparing for the State-Specific Broker Exam by John R. Morgan

★★★★☆ 4.2 out of 5

Language : English
File size : 530 KB
Text-to-Speech : Enabled
Screen Reader : Supported
Enhanced typesetting : Enabled
Word Wise : Enabled
Print length : 110 pages
Lending : Enabled



- Real estate law

- Real estate finance
- Real estate principles and practices

The State portion is a 50-question multiple-choice exam that covers topics such as:

- Connecticut real estate law
- Connecticut real estate regulations
- Connecticut real estate market

You must pass both the National and State portions of the exam in order to obtain your Connecticut Real Estate Broker License.

Connecticut Real Estate Exam Study Materials

There are a variety of study materials available to help you prepare for the Connecticut Real Estate Broker Exam. These materials include:

- Textbooks
- Online courses
- Practice exams
- Flashcards
- Study guides

The best study materials for you will depend on your learning style and preferences. If you prefer to learn by reading, then a textbook may be a good option for you. If you prefer to learn by listening, then an online

course may be a better choice. And if you prefer to learn by practicing, then practice exams and flashcards may be the best way for you to prepare.

Tips for Success on the Connecticut Real Estate Broker Exam


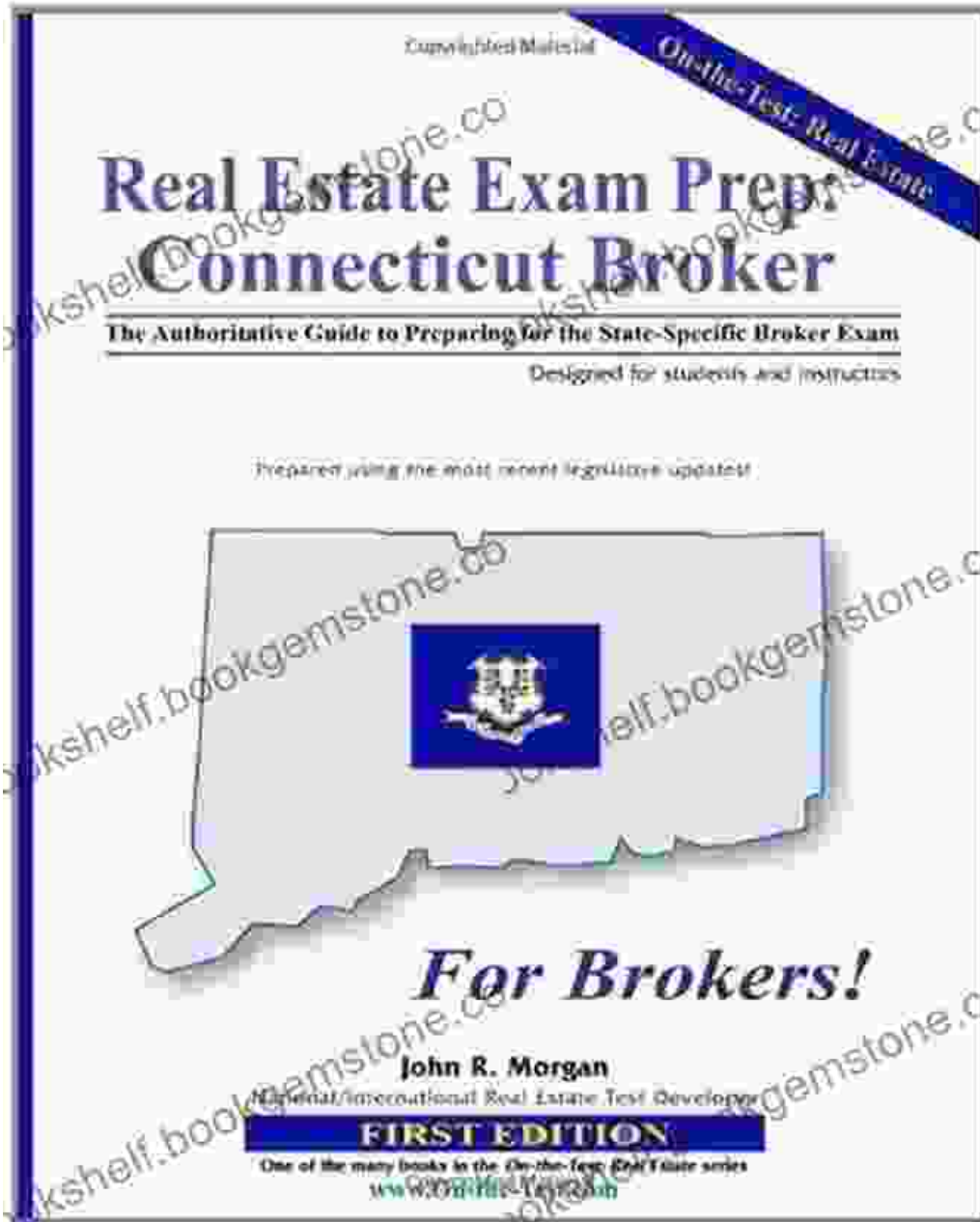
Here are a few tips to help you succeed on the Connecticut Real Estate Broker Exam:

- Start studying early and give yourself plenty of time to prepare.
- Use a variety of study materials to learn the material from different perspectives.
- Take practice exams to get a feel for the format of the exam and to identify your strengths and weaknesses.
- Get a good night's sleep before the exam and eat a healthy breakfast on the day of the exam.
- Stay calm and focused during the exam. If you don't know the answer to a question, skip it and come back to it later.

By following these tips, you can increase your chances of success on the Connecticut Real Estate Broker Exam and obtain your Real Estate Broker License.

The Connecticut Real Estate Broker Exam is a challenging exam, but it is not impossible to pass. With the right preparation, you can increase your chances of success. By following the tips in this guide, you can prepare for the exam with confidence and achieve your goal of becoming a licensed real estate broker in Connecticut.

Good luck on the exam!



Real Estate Exam Prep-Connecticut Broker: The Authoritative Guide to Preparing for the State-Specific Broker Exam by John R. Morgan

★★★★☆ 4.2 out of 5


Language : English
File size : 530 KB
Text-to-Speech : Enabled
Screen Reader : Supported

Enhanced typesetting : Enabled
Word Wise : Enabled
Print length : 110 pages
Lending : Enabled



The Quirky Tourist Guide To Ushuaia: The Gateway To Antarctica

Ushuaia, the southernmost city in the world, is a fascinating place to visit. It's a...



Preparation and Support for Teacher Assessment: Leckie Complete Revision Practice

Teacher assessment is an important part of physical education (PE) in the United Kingdom. It is used to assess students' progress and achievement in PE, and to provide...