


# Shortlist Colleges: Understanding the Admission Process and Finding Scholarships

Choosing the right college is a major decision that can shape your future. With so many colleges to choose from, it's important to narrow down your options and create a shortlist of schools that meet your academic, financial, and personal criteria.



## Master's Degree in US: Shortlist colleges, understand admission process and find scholarships by College Hippo

★★★★☆ 4.2 out of 5

Language : English  
File size : 6928 KB  
Text-to-Speech : Enabled  
Screen Reader : Supported  
Enhanced typesetting : Enabled  
Print length : 139 pages  
Lending : Enabled



In this article, we'll provide a step-by-step guide to help you shortlist colleges and understand the admission process. We'll also discuss strategies for finding scholarships that can help you pay for college.

### Step 1: Research and Shortlist Colleges

The first step in the college search process is to research and shortlist colleges that align with your academic interests, career goals, and financial situation.

Here are some factors to consider when researching colleges:

- **Academic programs:** What majors and programs does the college offer? Do they have strong programs in your areas of interest?
- **Location:** Where is the college located? Do you want to attend school in a big city, a small town, or a suburban area?
- **Size:** How large is the college? Do you prefer a small, intimate campus or a large, bustling campus?
- **Cost:** How much does it cost to attend the college? What is the average financial aid package?
- **Campus culture:** What is the campus culture like? Is it a diverse and welcoming environment?

Once you've researched a few colleges, you can start to create a shortlist of schools that you're interested in applying to.

## **Step 2: Understand the Admission Process**

Once you've shortlisted a few colleges, it's important to understand the admission process and requirements.

Here are some key steps in the admission process:

1. **Submit an application:** The first step is to submit an application to each college you're interested in attending. The application will typically include your transcripts, test scores, essays, and letters of recommendation.

2. **Apply for financial aid:** If you need financial aid, you'll need to submit a Free Application for Federal Student Aid (FAFSA). The FAFSA will determine your eligibility for federal and state financial aid programs.
3. **Wait for a decision:** Once you've submitted your application, you'll need to wait for a decision from the college. The college will review your application and determine whether or not you're admitted.
4. **Accept or decline your offer:** If you're admitted to a college, you'll need to decide whether or not to accept the offer. The deadline to accept or decline an offer is typically May 1st.

The admission process can be competitive, so it's important to start preparing early. Begin researching colleges and applying for scholarships during your junior year of high school.

### **Step 3: Find Scholarships**

Scholarships are a great way to reduce the cost of college. There are many different types of scholarships available, including merit scholarships, need-based scholarships, and athletic scholarships.

Here are some tips for finding scholarships:

- **Start early:** The best time to start looking for scholarships is during your junior year of high school. This will give you plenty of time to research different scholarships and apply for the ones you're eligible for.
- **Use scholarship search engines:** There are many scholarship search engines available online. These search engines can help you

find scholarships that match your academic interests, financial needs, and other criteria.

- **Talk to your guidance counselor:** Your guidance counselor can help you find scholarships that you may be eligible for. They can also provide you with tips on how to write a strong scholarship essay.
- **Network with family and friends:** Ask your family and friends if they know of any scholarships that you may be eligible for. They may also be able to connect you with people who can help you find scholarships.
- **Don't give up:** Finding scholarships can be a time-consuming process, but it's worth it. The more scholarships you apply for, the more likely you are to receive one.


Scholarships can make a big difference in the cost of college. By following the tips above, you can increase your chances of finding scholarships that will help you pay for school.

Choosing the right college is a major decision, but it doesn't have to be overwhelming. By following the steps outlined in this article, you can research and shortlist colleges that meet your academic, financial, and personal criteria. You can also find scholarships that can help you pay for college.

With a little planning and effort, you can find the perfect college for you and achieve your educational goals.

**Master's Degree in US: Shortlist colleges, understand admission process and find scholarships** by College Hippo

★★★★☆ 4.2 out of 5




Language	: English
File size	: 6928 KB
Text-to-Speech	: Enabled
Screen Reader	: Supported
Enhanced typesetting	: Enabled
Print length	: 139 pages
Lending	: Enabled



## The Quirky Tourist Guide To Ushuaia: The Gateway To Antarctica

Ushuaia, the southernmost city in the world, is a fascinating place to visit. It's a...



## Preparation and Support for Teacher Assessment: Leckie Complete Revision Practice

Teacher assessment is an important part of physical education (PE) in the United Kingdom. It is used to assess students' progress and achievement in PE, and to provide...