


Summary of The Five Love Languages: Understand the Unique Way Your Partner Expresses and Receives Love

When it comes to relationships, understanding how to effectively give and receive love is paramount. The concept of love languages, introduced by renowned relationship expert Dr. Gary Chapman, provides a valuable framework for identifying and understanding the specific ways in which individuals express and perceive love. By delving into the five distinct love languages, couples can bridge communication gaps, foster emotional intimacy, and strengthen their bonds.

Identifying your own love language is a crucial step towards understanding your unique needs and preferences. To determine your primary love language, consider the following questions:

1. What actions or gestures make you feel most loved and appreciated?
2. How do you typically express your love to others?
3. What do you desire most in a romantic relationship?

By reflecting on these questions, you can gain insights into the love language that resonates most strongly with you.



SUMMARY OF THE 5 LOVE LANGUAGES: The Secret to Love that Lasts by Gary Chapman - Get The Key Ideas From The 5 Love Languages In Minutes, Not Hours

by Quick Reads

★★★★☆ 4.3 out of 5

| | |
|----------------------|-------------|
| Language | : English |
| File size | : 357 KB |
| Text-to-Speech | : Enabled |
| Screen Reader | : Supported |
| Enhanced typesetting | : Enabled |
| Word Wise | : Enabled |
| Print length | : 28 pages |
| Lending | : Enabled |



Once you have identified your own love language, the next step is to understand the love language of your partner. This involves observing their behavior, paying attention to their verbal and nonverbal cues, and actively asking them about their needs. By embracing your partner's love language, you can create a fulfilling and emotionally satisfying connection.


In relationships, it is common for partners to have different love languages. This can lead to misunderstandings and unmet expectations. However, by bridging the love language gap, couples can overcome these challenges:

1. **Identify Your Differences:** Acknowledge and respect the differences in your love languages. Recognize that each language is valid and meaningful.
2. **Communicate Your Needs:** Express your love and desires in a way that aligns with your partner's primary love language.
3. **Make a Conscious Effort:** Show your partner love in ways that are meaningful to them, even if it differs from your own preferences.
4. **Practice Empathy:** Try to see the world through your partner's eyes. Understand their emotional needs and adapt your behavior

accordingly.

5. **Seek Professional Help:** If you consistently struggle to bridge the love language gap, consider seeking support from a couples therapist.

By understanding the five love languages, individuals can unlock the secrets to expressing and receiving love in a fulfilling way. Identifying your own love language and embracing your partner's provides a roadmap for fostering emotional intimacy, preventing misunderstandings, and creating a thriving relationship. By putting the principles of love languages into practice, couples can build a strong foundation of love, connection, and mutual understanding.




SUMMARY OF THE 5 LOVE LANGUAGES: The Secret to Love that Lasts by Gary Chapman - Get The Key Ideas From The 5 Love Languages In Minutes, Not Hours

by Quick Reads

★★★★☆ 4.3 out of 5


Language : English
File size : 357 KB
Text-to-Speech : Enabled
Screen Reader : Supported
Enhanced typesetting : Enabled
Word Wise : Enabled
Print length : 28 pages
Lending : Enabled





The Quirky Tourist Guide To Ushuaia: The Gateway To Antarctica

Ushuaia, the southernmost city in the world, is a fascinating place to visit. It's a...



Preparation and Support for Teacher Assessment: Leckie Complete Revision Practice

Teacher assessment is an important part of physical education (PE) in the United Kingdom. It is used to assess students' progress and achievement in PE, and to provide...