


The Ultimate Guide to Getting Accepted to College: A Comprehensive Roadmap for Students and Parents



International Admissions: How to Get Accepted to U.S. Colleges by Mandee Heller Adler

★★★★★ 5 out of 5

Language	: English
File size	: 736 KB
Text-to-Speech	: Enabled
Screen Reader	: Supported
Enhanced typesetting	: Enabled
Print length	: 299 pages
Lending	: Enabled



Getting into college is a major milestone in a young person's life. It's a time of great excitement and anticipation, but it can also be a time of stress and uncertainty. For students and parents alike, the college admissions process can seem like a daunting task.

But it doesn't have to be. With the right preparation and guidance, you can increase your chances of getting into the college of your choice. This guide will provide you with everything you need to know about the college admissions process, from building a strong academic foundation to navigating the application process.

Building a Strong Academic Foundation

The foundation of your college application is your academic record. Colleges will look at your high school transcript to see how well you have performed in your classes, particularly in core academic areas such as English, math, science, and foreign language.

To build a strong academic foundation, you should:

- Take challenging courses. Don't shy away from honors, AP, or IB classes. These courses will show colleges that you are willing to challenge yourself and that you are capable of handling college-level work.
- Get good grades. Your grades are one of the most important factors in the college admissions process. Make sure to study hard and do your best in all of your classes.
- Take standardized tests. The SAT and ACT are standardized tests that are used by colleges to assess your academic skills. These tests are important, but they are not the only factor that colleges will consider. Make sure to prepare for these tests and do your best on test day.

The College Search

Once you have a strong academic foundation, you can start thinking about which colleges you want to apply to. There are many factors to consider when choosing a college, such as:

- Location
- Size
- Academic programs

- Cost
- Campus culture

It's important to visit different colleges and talk to current students and faculty to get a feel for each school. This will help you narrow down your choices and find the colleges that are the best fit for you.

The College Application

The college application is your chance to tell colleges who you are and why you want to attend their school. The application will typically include the following components:

- Your high school transcript
- Your SAT or ACT scores
- A personal statement
- Letters of recommendation
- Activities resume

It's important to take your time and put your best effort into each component of the application. Your personal statement should be well-written and should highlight your strengths and interests. Your letters of recommendation should come from people who know you well and can attest to your character and abilities. Your activities resume should list your extracurricular activities and accomplishments.

The College Interview

The college interview is an opportunity for you to meet with a college admissions officer and learn more about the school. It's also a chance for the admissions officer to get to know you and assess your fit for the school.

To prepare for your college interview, you should:

- Research the school. Learn about the school's history, mission, and academic programs.
- Practice answering common interview questions. There are many resources available online and in books that can help you prepare for your interview.
- Dress professionally and arrive on time for your interview.

The College Decision

After you have submitted your applications, you will need to wait for the colleges to make their decisions. This can be a stressful time, but it's important to be patient. Most colleges will send out their decisions by April 1st.

When you receive your college decisions, you will need to decide which school you want to attend. This is a big decision, so take your time and weigh all of your options carefully.


Paying for College

College is a significant investment. It's important to start planning for how you will pay for college as early as possible.

There are a number of financial aid options available to students, including scholarships, grants, loans, and work-study programs. The best way to find out what financial aid you qualify for is to complete the Free Application for Federal Student Aid (FAFSA).

Getting into college is a major accomplishment. It's a time to celebrate your hard work and dedication. But it's also a time to look ahead to the future and all of the possibilities that lie ahead.

This guide has provided you with the information and resources you need to increase your chances of getting into the college of your choice. Now it's up to you to put in the work and make your dreams a reality.



International Admissions: How to Get Accepted to U.S. Colleges

by Mande Heller Adler

★★★★★ 5 out of 5


Language : English
File size : 736 KB
Text-to-Speech : Enabled
Screen Reader : Supported
Enhanced typesetting : Enabled
Print length : 299 pages
Lending : Enabled





The Quirky Tourist Guide To Ushuaia: The Gateway To Antarctica

Ushuaia, the southernmost city in the world, is a fascinating place to visit. It's a...



Preparation and Support for Teacher Assessment: Leckie Complete Revision Practice

Teacher assessment is an important part of physical education (PE) in the United Kingdom. It is used to assess students' progress and achievement in PE, and to provide...