


The Ultimate Motorcycle Riders Guide For Beginners: A Comprehensive Guide to Embarking on Two Wheels

If you're a beginner motorcycle rider, this guide is for you. We'll cover everything you need to know to get started, from choosing the right bike to getting your license and riding safely.



Motorcycle Riders Guide For Beginners: To Help You Ride Safely On Today's Roads

★★★★★ 5 out of 5

| | |
|----------------------|-------------|
| Language | : English |
| File size | : 584 KB |
| Text-to-Speech | : Enabled |
| Screen Reader | : Supported |
| Enhanced typesetting | : Enabled |
| Word Wise | : Enabled |
| Print length | : 29 pages |
| Lending | : Enabled |



Choosing the Right Motorcycle

The first step in becoming a motorcycle rider is choosing the right bike. There are many different types of motorcycles available, so it's important to do your research and find one that's right for you.

Here are a few things to consider when choosing a motorcycle:

- **Your experience level:** If you're a beginner, you'll want to choose a bike that's easy to ride and maneuver. Avoid bikes with large engines or high performance capabilities.
- **Your riding style:** Do you prefer to ride in the city or on the highway? Do you want a bike that's good for commuting or for weekend getaways? Once you know what kind of riding you'll be ng, you can narrow down your choices.
- **Your budget:** Motorcycles can range in price from a few thousand dollars to over \$100,000. Set a budget before you start shopping so you don't overspend.

Once you've considered these factors, you can start shopping for a motorcycle. There are many different places to buy a motorcycle, including dealerships, private sellers, and online retailers.

Getting Your Motorcycle License

In most states, you need a motorcycle license to ride a motorcycle. The requirements for getting a motorcycle license vary from state to state, but they typically include:

- Passing a written test
- Passing a skills test
- Paying a fee


To prepare for the written test, you can study the motorcycle operator's manual for your state. The skills test will typically include basic maneuvers such as starting, stopping, turning, and braking.

Riding Safely

Once you have your motorcycle license, it's important to ride safely. Here are a few tips:

- **Wear a helmet:** A helmet is the most important piece of safety gear you can wear. It can protect your head in the event of a crash.
- **Obey the speed limit:** Speeding is one of the leading causes of motorcycle crashes. Always obey the speed limit and be aware of your surroundings.
- **Be aware of your surroundings:** Motorcycles are much smaller than cars, so it's important to be aware of your surroundings and anticipate potential hazards.
- **Ride defensively:** Assume that other drivers don't see you and ride defensively to avoid accidents.
- **Take a motorcycle safety course:** A motorcycle safety course can teach you the basics of riding safely and help you avoid common mistakes.

Riding a motorcycle can be a fun and rewarding experience. By following the tips in this guide, you can get started safely and enjoy the open road.



Motorcycle Riders Guide For Beginners: To Help You Ride Safely On Today's Roads

★★★★★ 5 out of 5


Language : English
File size : 584 KB
Text-to-Speech : Enabled
Screen Reader : Supported
Enhanced typesetting : Enabled
Word Wise : Enabled

Print length : 29 pages
Lending : Enabled



The Quirky Tourist Guide To Ushuaia: The Gateway To Antarctica

Ushuaia, the southernmost city in the world, is a fascinating place to visit. It's a...



Preparation and Support for Teacher Assessment: Leckie Complete Revision Practice

Teacher assessment is an important part of physical education (PE) in the United Kingdom. It is used to assess students' progress and achievement in PE, and to provide...