


# Types, Rules, Conversion: Exploring the Possessive Case of Nouns

## : Navigating the Intricate World of Nouns

In the vast tapestry of language, nouns stand tall as the workhorses of our communication, painting vivid pictures of people, places, things, and concepts. Among their many attributes, nouns possess a crucial grammatical feature known as the possessive case. This nuanced aspect of language allows us to express ownership and possession, adding depth and precision to our written and spoken words. In this comprehensive guide, we will embark on a journey to unravel the enigmatic world of possessive nouns, delving into their types, exploring their intricate rules, and mastering the art of their conversion.

## Chapter 1: Unmasking the Types of Possessive Nouns

In the realm of possessive nouns, we encounter two primary categories:



### ENGLISH GRAMMAR :- NOUN: TYPES, RULES , CONVERSION, POSSESSIVE CASE OF NOUN,SOME IMPORTANT NOUN WORDS (ENGLISH GRAMMAR FORM ZERO TO HERO Book 1) by Vernon G. Zunker

★★★★☆ 4 out of 5

Language : English  
File size : 1394 KB  
Text-to-Speech : Enabled  
Screen Reader : Supported  
Enhanced typesetting : Enabled  
Print length : 15 pages  
Lending : Enabled



## 1.1 Possessive Adjectives

Possessive adjectives, acting as gatekeepers of ownership, modify nouns by indicating possession. They serve as convenient shortcuts, eliminating the need for lengthy phrases. Consider the example of "my book." Here, the possessive adjective "my" establishes the ownership of the book without resorting to the phrase "the book that belongs to me."

## 1.2 Possessive Nouns

Unlike their adjectival counterparts, possessive nouns take on a more direct approach. They are nouns that have undergone a transformation, taking on a possessive form to indicate ownership. The most common method of creating a possessive noun involves adding the suffix "-'s" to singular nouns and "-s" to plural nouns that do not end in "-s." For instance, "the dog's bone" clearly conveys that the bone belongs to the dog. Similarly, "the students' backpacks" indicates ownership by a group of students.

## Chapter 2: Unveiling the Rules Governing Possessive Nouns

To harness the power of possessive nouns effectively, it is essential to adhere to a set of grammatical rules. These rules provide the framework for expressing ownership with clarity and precision:

### 2.1 Rules for Forming Possessive Adjectives

Using possessive adjectives is relatively straightforward, requiring minimal effort in most cases. Simply add the suffix "-'s" to singular nouns and "-s" to

plural nouns that do not end in "-s." For instance, "his car" and "their hopes" are grammatically sound possessive adjective constructions.

## **2.2 Rules for Forming Possessive Nouns**

The creation of possessive nouns follows a slightly more nuanced set of rules:

- For singular nouns, add the suffix "-'s." Examples: "the boy's bike," "the woman's purse"
- For plural nouns that end in "-s," simply add an apostrophe after the "s." Examples: "the students' assignments," "the cats' toys"
- For plural nouns that do not end in "-s," add the suffix "-'s." Examples: "children's books," "men's clothing"

## **Chapter 3: Mastering the Conversion from Common Nouns to Possessive Nouns**

Transforming common nouns into their possessive forms is a skill that requires careful attention to detail. Here's a step-by-step guide:

### **3.1 Identifying the Type of Noun**

The first step is to determine whether the noun in question is singular or plural. This distinction is crucial for applying the correct possessive form.

### **3.2 Applying the Appropriate Suffix**

Depending on the type of noun, follow the rules outlined in Chapter 2 to add the correct possessive suffix. For singular nouns, use "-'s," and for

plural nouns, use "-s" (for nouns that do not end in "-s") or simply an apostrophe (for nouns that end in "-s").

### **3.3 Practicing Precision**

To enhance your mastery, engage in ample practice. Write sentences that incorporate possessive nouns, paying meticulous attention to the correct formation and placement of the apostrophe.

## **Chapter 4: Embracing the Nuances of Possessive Nouns in Various Contexts**

The possessive case of nouns finds application in a multitude of contexts, adding depth and specificity to our writing and speech. Some of the most common scenarios include:

### **4.1 Describing Ownership**

Possessive nouns are indispensable for expressing ownership, clearly indicating to whom or what an object or concept belongs. Examples: "the teacher's desk," "the company's profits"

### **4.2 Indicating Relationships**

Beyond material possessions, possessive nouns can also convey relationships between people, places, or things. Examples: "the father's son," "the city's mayor," "the book's author"

### **4.3 Expressing Time and Measurement**

Possessive nouns extend their reach into the realms of time and measurement, enabling us to describe specific intervals or quantities. Examples: "a day's journey," "a month's salary," "a yard's distance"

## **Chapter 5: Exploring the Common Pitfalls and Exceptions in Possessive Noun Usage**

Like all linguistic endeavors, the use of possessive nouns is not without its complexities and potential pitfalls. To avoid common errors, heed the following guidelines:

### **5.1 Watch out for Compound Nouns**

When dealing with compound nouns (nouns made up of multiple words), always add the possessive suffix to the last word in the compound. Example: "the attorney general's decision"

### **5.2 Avoid Double Possessives**

In most cases, using two possessive forms in succession is considered redundant and incorrect. Example: Instead of "the car's owner's name," use "the car owner's name."


### **5.3 Handle Proper Nouns with Care**

Proper nouns (names of specific people, places, or things) generally do not require an additional possessive suffix. Instead, add "of the" before the noun. Example: "the President of the United States"

### **: Embracing the Power of Possessive Nouns**

Our exploration of the possessive case of nouns has unveiled its transformative power in adding precision, depth, and ownership to our language. By understanding the types, rules, and conversion techniques associated with possessive nouns, we gain the linguistic tools to express ourselves with clarity and impact. Let us embrace the intricacies of


possessive nouns and harness their potential to elevate our communication to new heights.



## ENGLISH GRAMMAR :- NOUN: TYPES, RULES , CONVERSION, POSSESSIVE CASE OF NOUN,SOME IMPORTANT NOUN WORDS (ENGLISH GRAMMAR FORM ZERO TO HERO Book 1) by Vernon G. Zunker


★★★★☆ 4 out of 5

Language : English  
File size : 1394 KB  
Text-to-Speech : Enabled  
Screen Reader : Supported  
Enhanced typesetting : Enabled  
Print length : 15 pages  
Lending : Enabled



## The Quirky Tourist Guide To Ushuaia: The Gateway To Antarctica

Ushuaia, the southernmost city in the world, is a fascinating place to visit.  
It's a...



## Preparation and Support for Teacher Assessment: Leckie Complete Revision Practice

Teacher assessment is an important part of physical education (PE) in the United Kingdom. It is used to assess students' progress and achievement in PE, and to provide...