


What Every Law Student Should Have For The Trip: The Ultimate Guide



Are you a law student planning a trip? If so, there are some essential items you should bring with you. From basic necessities like clothing and toiletries to more specific items like textbooks and a laptop, this article has you covered. We'll also provide some tips on how to pack light and stay organized while you're on the road.

Malice in Wonderland: What Every Law Student Should Have for the Trip by Thaddeus Hatter



★ ★ ★ ★ ★	5 out of 5
Language	: English
File size	: 363 KB
Text-to-Speech	: Enabled
Screen Reader	: Supported
Enhanced typesetting	: Enabled
Print length	: 128 pages
Lending	: Enabled



Clothing

The type of clothing you pack will depend on the destination and time of year you're traveling. However, there are some general items that every law student should bring:

- Comfortable clothes for travel
- Business casual clothes for meetings and events
- Dress clothes for special occasions
- Underwear and socks
- Pajamas
- Rain jacket
- Swimsuit (if you're going somewhere with a pool or beach)

Toiletries

Toiletries are another essential item to pack. Here's a list of some of the most important items:

- Toothbrush and toothpaste
- Deodorant
- Shampoo and conditioner
- Soap
- Lotion
- Sunscreen
- Bug spray
- First-aid kit

Electronics

Electronics are a must-have for any law student on the go. Here are some of the most important items to bring:

- Laptop
- Smartphone
- Tablet
- Chargers for all of your devices
- Headphones
- Power bank

Other Essentials

In addition to the items listed above, there are a few other essentials that every law student should bring on their trip:

- Textbooks
- Notes
- Pens and pencils
- Highlightersnotes
- Passport (if traveling internationally)
- Credit cards and cash
- Travel insurance
- Health insurance card

Tips for Packing Light

If you're trying to pack light, there are a few tips you can follow:

- Choose versatile items that can be worn for multiple occasions.
- Roll your clothes instead of folding them to save space.
- Use packing cubes to organize your belongings.
- Leave some room in your suitcase for souvenirs.


Staying Organized

It's important to stay organized while you're on the road. Here are a few tips:

- Keep your important documents in a safe place.
- Use a travel wallet to keep your money and credit cards organized.

- Pack a small bag for toiletries.
- Make a list of the items you need and check them off as you pack.

By following these tips, you can pack everything you need for your trip and stay organized while you're on the road. Bon voyage!




Malice in Wonderland: What Every Law Student Should Have for the Trip

by Thaddeus Hatter


★★★★★ 5 out of 5

Language : English
File size : 363 KB
Text-to-Speech : Enabled
Screen Reader : Supported
Enhanced typesetting : Enabled
Print length : 128 pages
Lending : Enabled



The Quirky Tourist Guide To Ushuaia: The Gateway To Antarctica

Ushuaia, the southernmost city in the world, is a fascinating place to visit. It's a...



Preparation and Support for Teacher Assessment: Leckie Complete Revision Practice

Teacher assessment is an important part of physical education (PE) in the United Kingdom. It is used to assess students' progress and achievement in PE, and to provide...